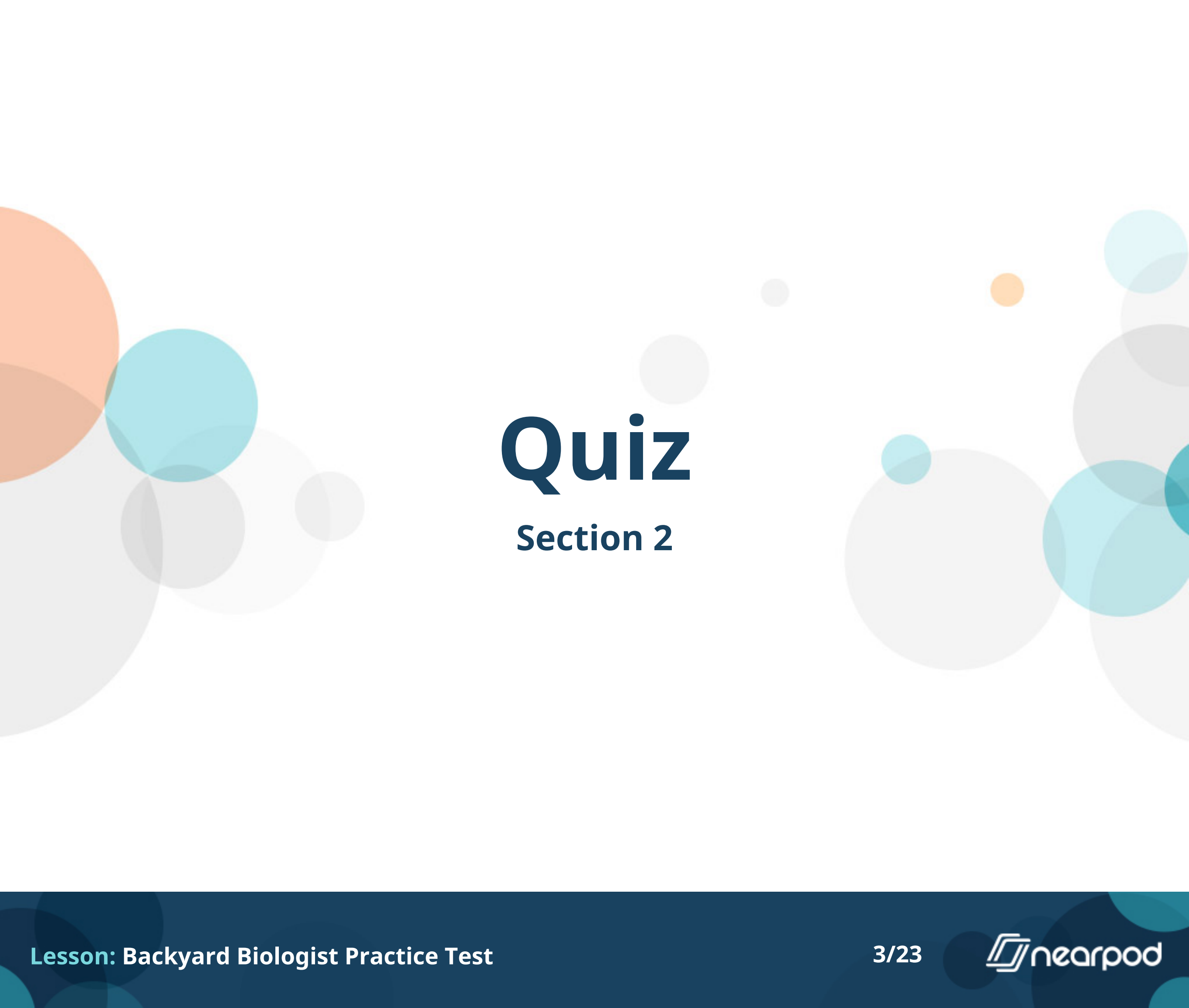


Backyard Biologist practice

• •





Quiz

Section 2



This tree has lots of winding roots. What is the purpose of roots?

- To produce seeds for reproduction
- To absorb sunlight for photosynthesis
- To be the support for leaves and stems
- To keep the plant secure in the dirt



This plant has beautiful flowers. What is the purpose of flowers?

- To produce seeds for reproduction
- To absorb sunlight for photosynthesis
- To collect water
- To keep the plant secure in the dirt



What is the name of this plant?

- Carolina rose
- Sunflower
- Venus flytrap
- Butterfly weed



What is the brown part in the center of this plant?

- Leaves
- Petals
- Seeds
- Stem



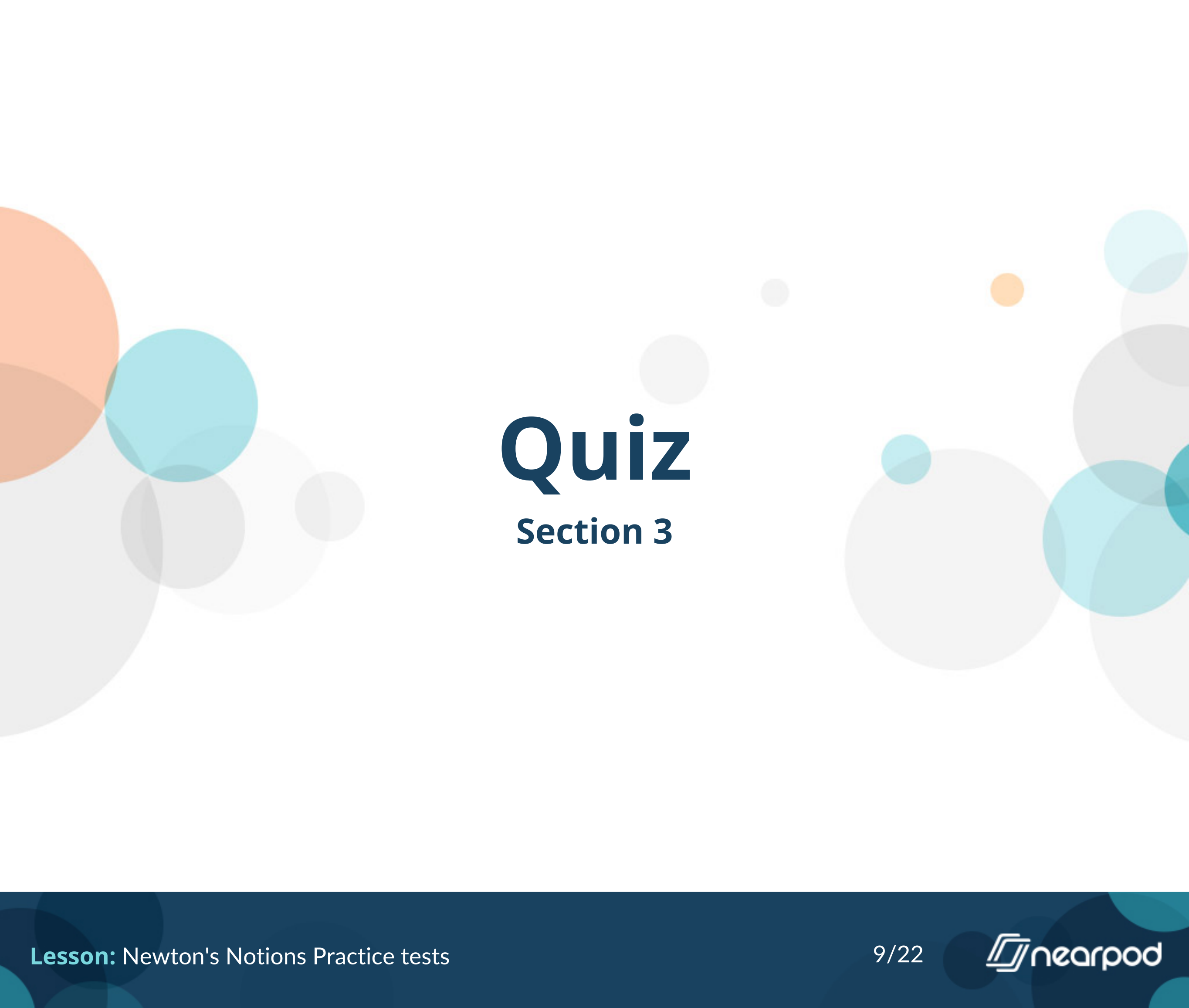
This flower moves to face the Sun as it moves across the sky each day, then each night, it moves back to the east again. What is that called?

- Gravitropism
- Heliotropism (phototropism)
- Hydrotropism
- Thigmotropism



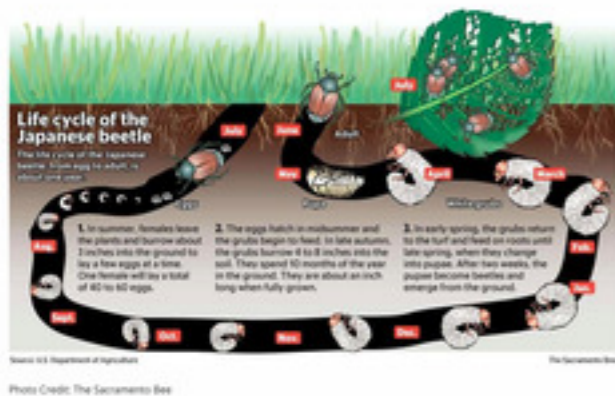
What season does this flower bloom in?

- Spring
- Summer
- Fall
- Winter



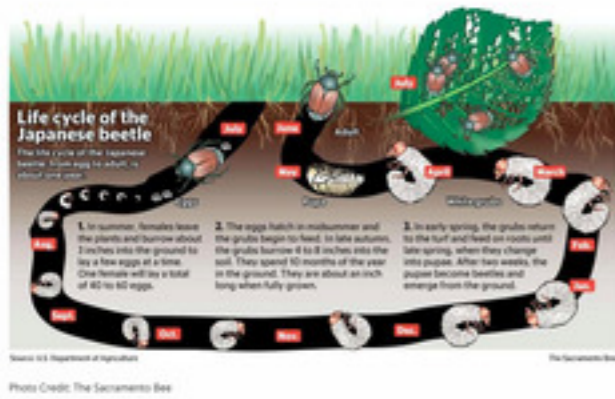
Quiz

Section 3



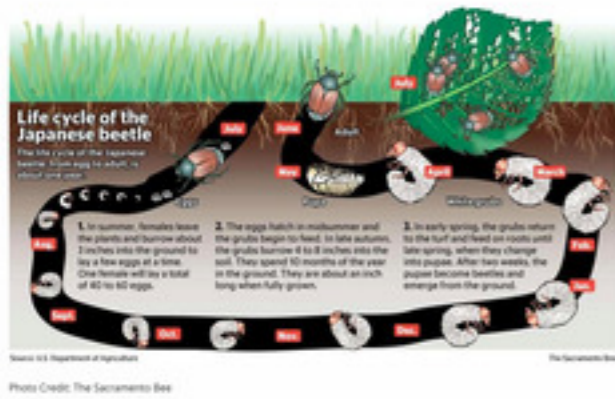
Look at this picture of the life cycle of a Japanese Beetle. You can click the picture to make it bigger. How long is the life cycle for a Japanese Beetle?

- 2 weeks
- 3 months
- 6 months
- 1 year



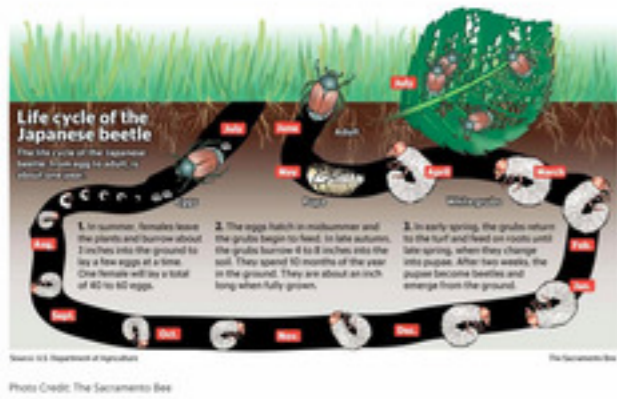
Look at this picture of the life cycle of a Japanese Beetle. You can click the picture to make it bigger. Are Japanese Beetles helpful or harmful to your garden plants?

- Helpful
- Harmful



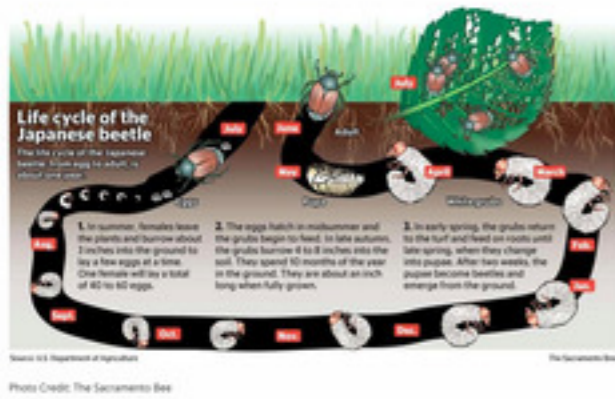
Look at this picture of the life cycle of a Japanese Beetle. You can click the picture to make it bigger. What piece(s) of a plant do these beetles feed on? Check all that apply.

- Flowers
- Leaves
- Roots
- Stem



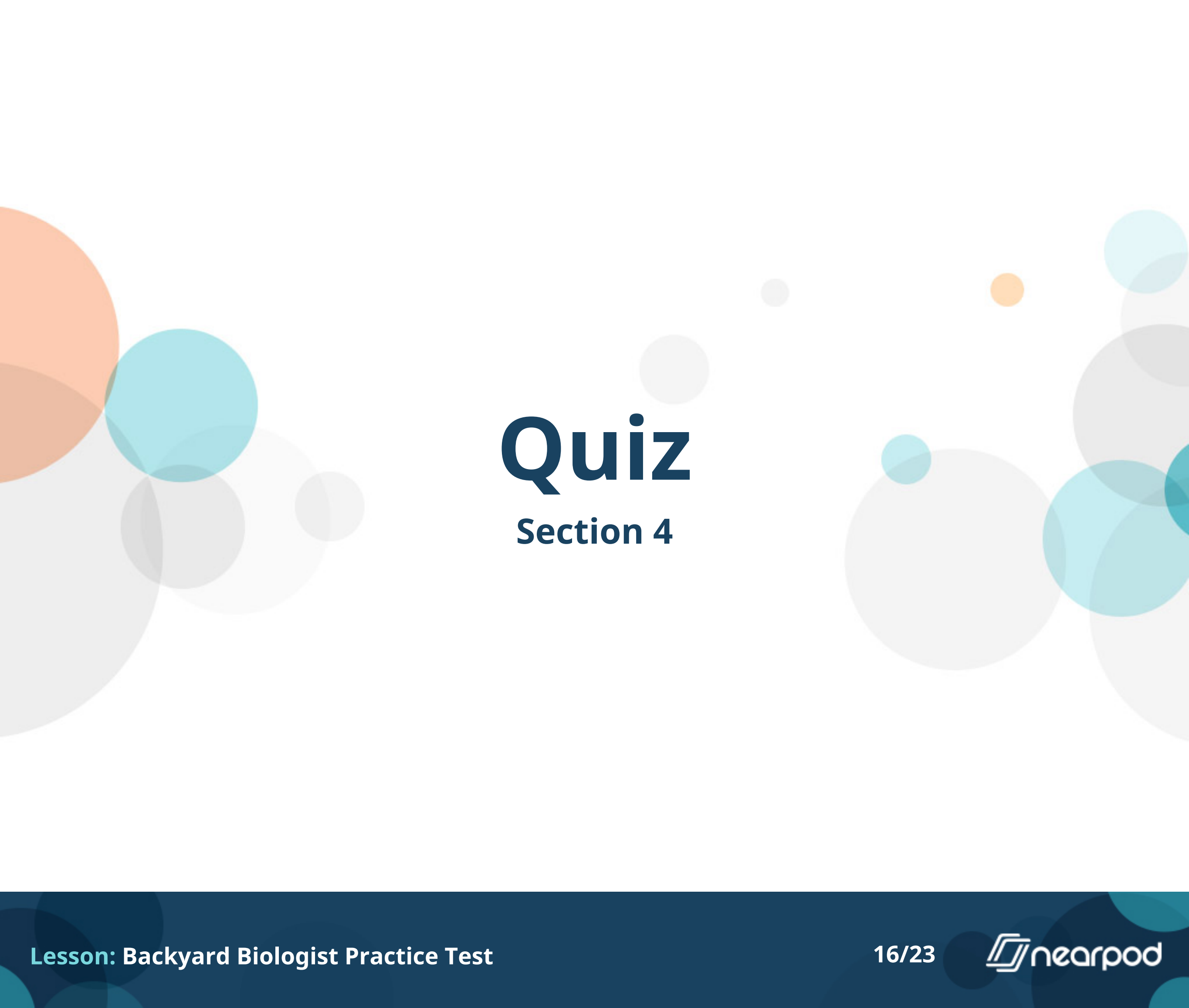
Look at this picture of the life cycle of a Japanese Beetle. You can click the picture to make it bigger. Where do these Beetles live? Check all that apply.

- In garbage
- On plants
- In shallow water
- In the ground



Look at this picture of the life cycle of a Japanese Beetle. You can click the picture to make it bigger. Which of the following lists the life cycle of the Beetle in the correct order?

- Eggs - Pupa - White Grubs - Adult
- Eggs - White Grubs - Pupa - Adult
- Pupa - Adult - White Grubs - Eggs
- White Grubs - Eggs - Pupa - Adult



Quiz

Section 4



Is the tree in this picture deciduous or evergreen?

- Deciduous
- Evergreen



What type of tree leaves are shown in the picture? You can click the picture to make it bigger.

- American elm
- Eastern white pine
- Red maple
- Sweet gum



Ouch! These seed pods can really hurt if you step on them in your barefeet in the fall when they fall from their tree. What tree produces these seed pods? You can click the picture to make it bigger.

- American elm
- Eastern white pine
- Red maple
- Sweet gum



Which of the following trees did these leaves come from? You can click the picture to make it bigger.

- American elm
- Eastern white pine
- Red maple
- Sweet gum



What is the name of this plant?

- Carolina rose
- Eastern poison ivy
- Venus flytrap
- Trumpet creeper



What does this plant use for nutrients that most plants do not?

- chemicals in the ground
- insects
- ocean water
- the sun