

**NORTH CAROLINA
SCIENCE OLYMPIAD**

HALLOWEEN

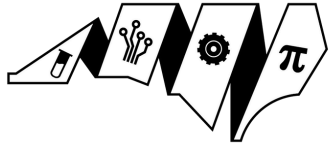
pumpkin carving



Get into the Halloween spirit and carve your own
NCSO inspired pumpkin.

www.ncscienceolympiad.ncsu.edu

@NCSciOlympiad



NORTH CAROLINA SCIENCE OLYMPIAD

CARVING INSTRUCTIONS

Carve an opening at the bottom of the pumpkin

Clean out the seeds and strings. Scrape out the interior.


Pick your favorite pattern. Apply it to the pumpkin using tape. Fold the edges to make it fit.

Trace out the pattern using a toothpick or other sharp object before cutting.




Saw out the pattern, starting with the smallest items in the center. Carve the outer edges last



 **Cut Through Completely**



 **Cut Through Completely**




■ Cut Through Completely

boo



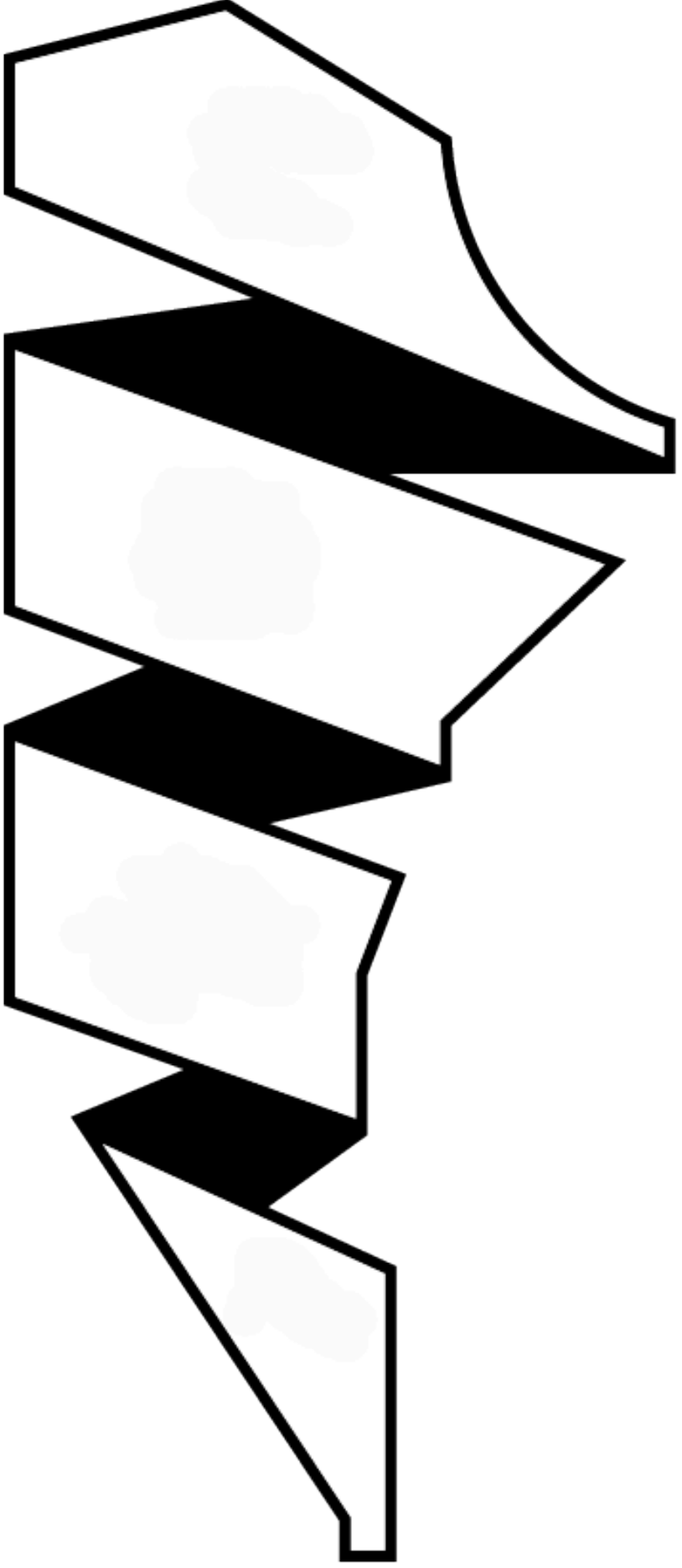
 **Cut Through Completely**






Cut Through

Completely



■ Cut Through Completely

**pick
your
poison**





Cut Through Completely



■ Cut Through Completely

**Frank-
Einstein**



■ Cut Through Completely



Bad to the

BONE